

# Annual Title Meeting

## Parent Information

# Mission Statement

The mission at Murrayville Elementary is to provide a nurturing learning environment which develops lifelong learners to become college and career ready.

**Every Mariner matters and every moment counts!**



# Vision

At Murrayville, we will create a continuous pathway to an outstanding educational experience.

- ▶ Students will come to school daily, on time, prepared and ready to learn while being respectful, responsible, safe and kind.
- ▶ Staff will build an environment without judgment, where creativity and learning are evident.
- ▶ Families will support at home and partner with school staff to promote health, well-being and the importance of learning.
- ▶ Community will support and enhance educational opportunities by partnering with our school.

# What is “Title I”?

Title I is the federal program that provides funding to local school districts to improve the academic achievement of disadvantaged students. It is part of the Elementary and Secondary Education Act first passed in 1965.

The focus of the Title I program is on helping all students meet the same high standards expected of all children.

Schools receive Title I funds based on the number of free/reduced lunch population (40% or more)

At the end of last year Murrayville had 52.57% of our students receiving free & reduce meals.

# Title I Money

Title I money is used to support students most in need of educational assistance.

- ▶ Last year MES was allocated \$119,743. 85
- ▶ This year: Full allocation in October

## Type of Program:

Murrayville follows the School-wide Title I program design, which includes:

- Identifying areas of greatest need for high student achievement
- Strengthening the core academic programs
- Increasing the amount and quality of learning time
- Addressing the needs of all students
- Providing instruction by “highly qualified” teachers

# How Title I Funds are used at Murrayville

## ▶ Personnel:

- Two Additional Teachers

## Proposed spending based on October allocation:

### ▶ Professional Development Training:

- Teachers
- Teacher Assistants

### ▶ Supplies & Materials:

- Foundations Reading materials
- Instructional supplies

### ▶ Computer Equipment:

- iPads and laptops

### ▶ Parent Involvement:

- Workshops
- Meetings

# Title I Parent Involvement Funds

- ▶ Provide parent workshops; materials for parents to use at home with their children
- ▶ Parent Information Meetings
  - Student Success Nights for K-5
  - iReady Program
  - Read to Achieve for 3<sup>rd</sup> grade parents
  - Step Up Nights for K-5
  - STREAM Night

# Accountability Progress

## Federal Annual Measurable Objectives

▶ Takes 30 eligible students to make a target group

- Participation groups (enrolled on day of test)
- Proficiency groups (enrolled at least 140 days)
- Attendance

▶ Targets Met

- 2016-2017 AMO Proficiency Targets will not be reported due to changes with the Every Student Succeeds Act (ESSA)



# State School Performance Grades Measures

- ▶ Performance Composite - 80%
  - Levels 3-5 in ELA, Math, and Science
- ▶ Growth (early September) - 20%
- ▶ Grades
  - Overall School Grade
  - Individual grades for ELA and Math
- ▶ Scale
  - A 85%-100%
  - B 70%-84%
  - C 55%-69%
  - D 40%-54%
  - F below 30%

# ELA Grade Level Proficiency Comparison (Levels 3, 4, & 5)

Grade 3 Reading Proficiency Target Groups (Levels 3-5)							
	All	Black	Hisp	White	EDS	SWD	AIG
2016	65.5	75.0	33.3	70.7	57.6	*	>95
2017	73.3	60.9	58.8	78.8	64.7	10.0	*

Grade 4 Reading Proficiency Target Groups (Levels 3-5)							
	All	Black	Hisp	White	EDS	SWD	AIG
2016	58.8	39.1	47.1	68.4	42.1	*	>95
2017	58.8	40.9	47.6	67.1	47.9	*	>95

Grade 5 Reading Proficiency Target Groups (Levels 3-5)							
	All	Black	Hisp	White	EDS	SWD	AIG
2016	56.4	39.1	33.3	63.9	33.3	*	>95
2017	56.5	52.2	47.6	61.3	41.3	9.1	>95

# Math Grade Level Proficiency Comparison (Levels 3, 4, & 5)

Grade 3 Math Proficiency Target Groups (Levels 3-5)							
	All	Black	Hisp	White	EDS	SWD	AIG
2016	79.8	65.0	60.0	88.0	74.2	*	>95
2017	84.7	65.2	76.5	91.3	79.4	40.0	*

Grade 4 Math Proficiency Target Groups (Levels 3-5)							
	All	Black	Hisp	White	EDS	SWD	AIG
2016	68.7	52.2	64.7	78.5	50.9	*	>95
2017	63.4	45.5	61.9	68.4	54.9	*	>95

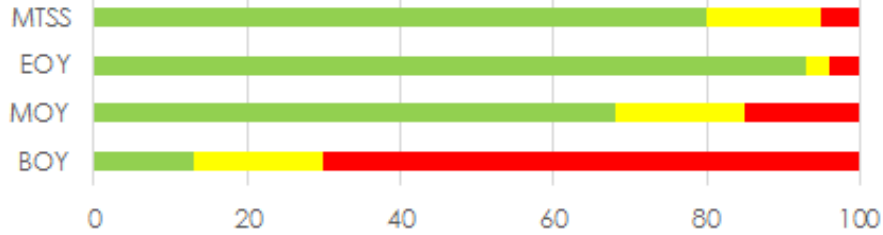
Grade 5 Math Proficiency Target Groups (Levels 3-5)							
	All	Black	Hisp	White	EDS	SWD	AIG
2016	72.6	56.5	66.7	76.4	60.8	*	>95
2017	67.2	65.2	52.4	76.0	50.8	27.3	93.8

# Science Grade Level Proficiency Comparison (Levels 3-5)

Grade 5 Science Proficiency Target Groups (Levels 3-5)							
	All	Black	Hisp	White	EDS	SWD	AIG
2016	91.5	78.3	86.7	>95	84.3	*	>95
2017	79.4	60.9	71.4	88.0	66.7	36.4	>95

# Kindergarten Reading Data

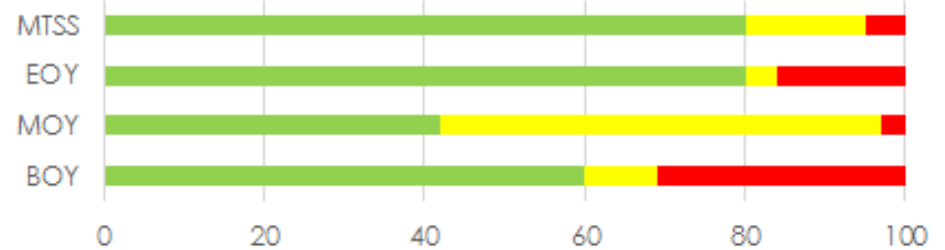
## Kindergarten MClass/DIBELS Composite



	BOY	MOY	EOY	MTSS
Proficient	13	68	93	80
Below	17	17	3	15
Well Below	70	15	4	5

Proficient Below Well Below

## Kindergarten MClass/TRC

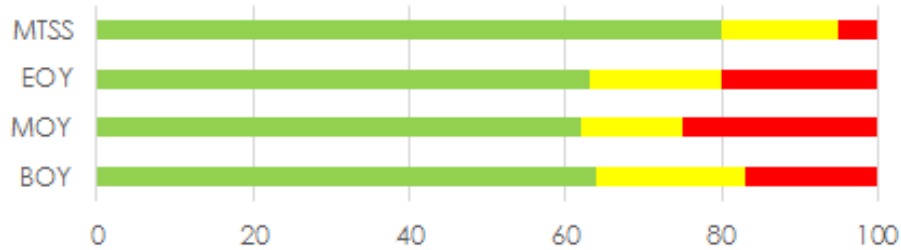


	BOY	MOY	EOY	MTSS
Proficient	60	42	80	80
Below	9	55	4	15
Well Below	31	3	16	5

Proficient Below Well Below

# First Grade Reading Data

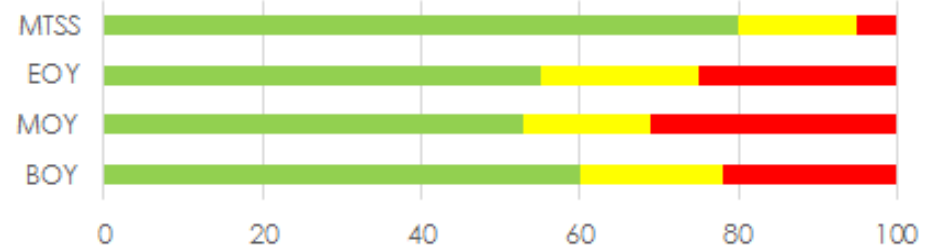
## 1st grade MClass/DIBELS Composite



	BOY	MOY	EOY	MTSS
Proficient	64	62	63	80
Below	19	13	17	15
Well Below	17	25	20	5

Proficient Below Well Below

## 1st grade MClass/TRC

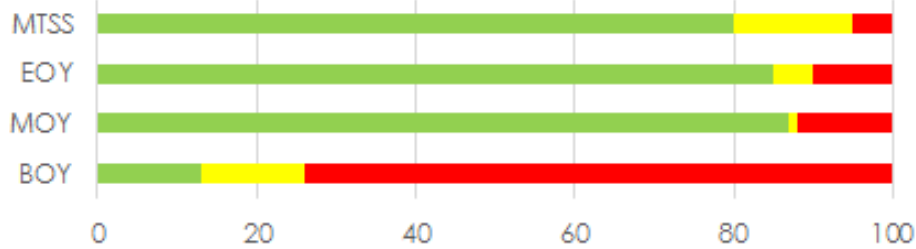


	BOY	MOY	EOY	MTSS
Proficient	60	53	55	80
Below	18	16	20	15
Well Below	22	31	25	5

Proficient Below Well Below

# Second Grade Reading Data

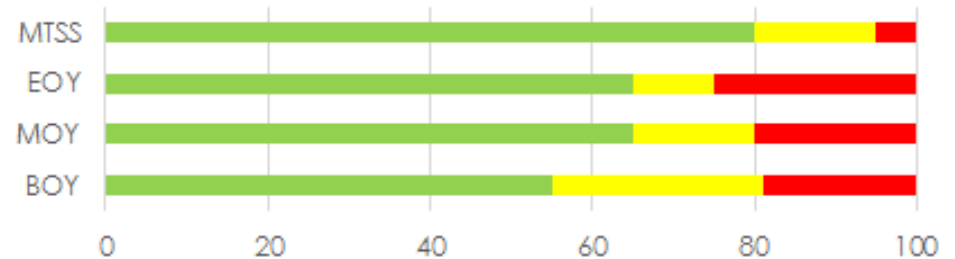
## 2nd grade MClass/DIBELS Composite



	BOY	MOY	EOY	MTSS
Proficient	13	87	85	80
Below	13	1	5	15
Well Below	74	12	10	5

Proficient Below Well Below

## 2nd grade MClass/TRC

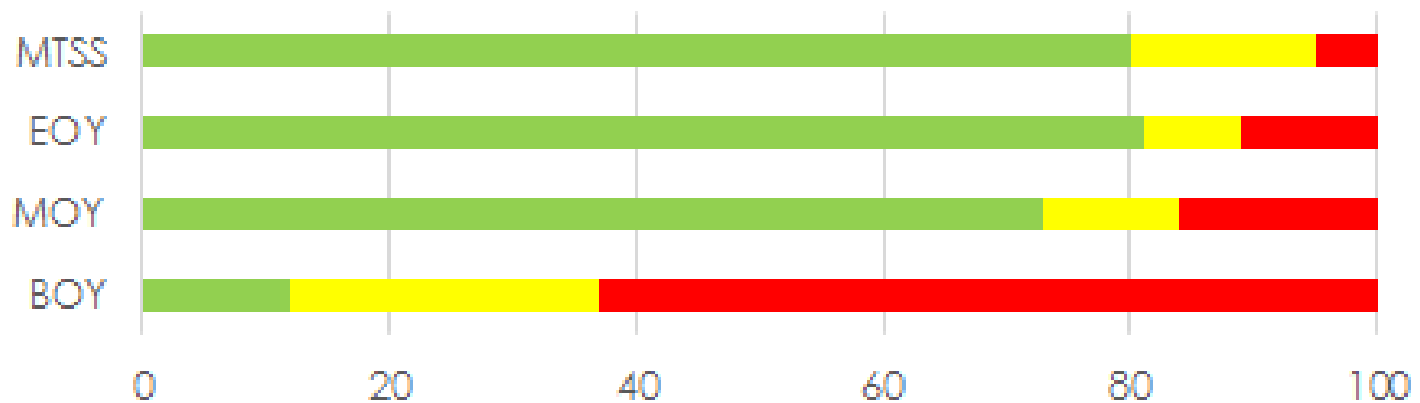


	BOY	MOY	EOY	MTSS
Proficient	55	65	65	80
Below	26	15	10	15
Well Below	19	20	25	5

Proficient Below Well Below

# Kindergarten Math Data

Kindergarten AIMS WEB Math



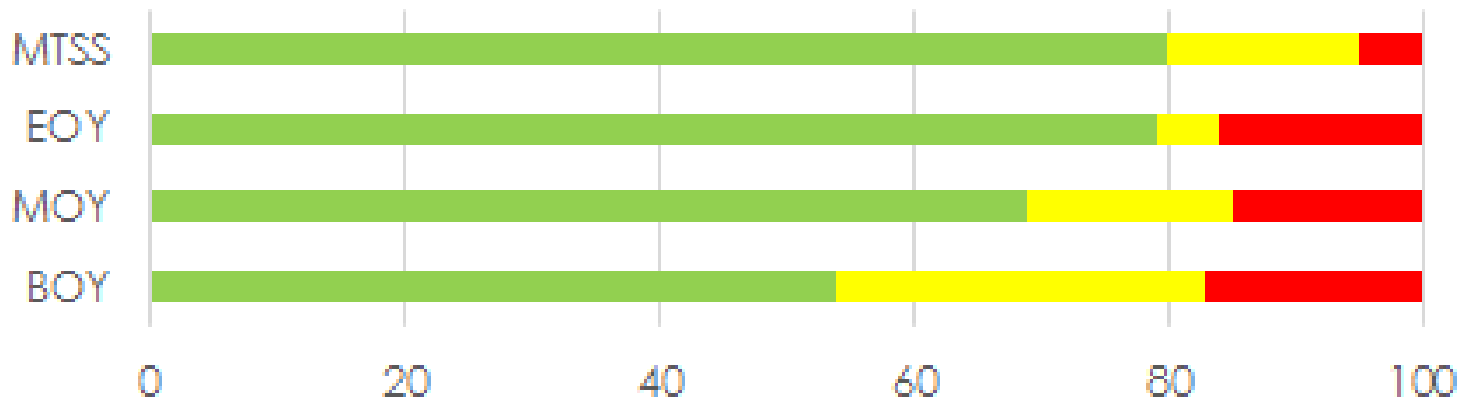
	BOY	MOY	EOY	MTSS
Low	12	73	81	80
Moderate	25	11	8	15
High	63	16	11	5

Low Moderate High



# First Grade Math Data

1st grade AIMS WEB Math

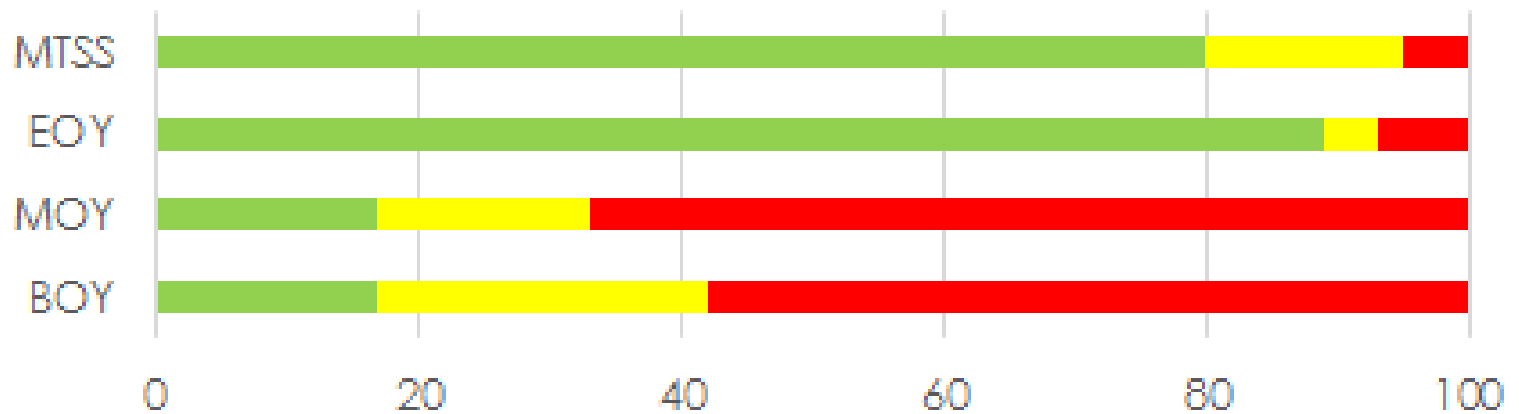


	BOY	MOY	EOY	MTSS
■ Low	54	69	79	80
■ Moderate	29	16	5	15
■ High	17	15	16	5

■ Low ■ Moderate ■ High

# Second Grade Math Data

2nd grade AIMS WEB Math



	BOY	MOY	EOY	MTSS
■ Low	17	17	89	80
■ Moderate	25	16	4	15
■ High	58	67	7	5

■ Low ■ Moderate ■ High

# School Improvement Plan 2016-2018

School Improvement Plan is located on our school's web page

## **Priority Goals:**

- ▶ The proficiency of Murrayville students will increase by a minimum of 5% on EOGs in ELA and Math.
- ▶ Murrayville students will meet or exceed the growth expectation in ELA and Math.
- ▶ The proficiency of Murrayville students will be 85% or higher on Science EOGs.

## **Safe School Plan Goals & Targets:**

- ▶ Reduce the number of discipline referrals
  - Target: reduce by 20%

# Instructional Improvement Plan

## ▶ **Community Building**

- School-wide Expectations
- Parent Involvement
- Community Partnerships

## ▶ **Content Planning**

- Lessons are aligned with Common Core Standards
- Lesson Plans
- Collaborative planning

## ▶ **Instruction**

- Exemplary Teaching Practices
- County Initiatives & Expectations
- Digital Learning

## ▶ **Assessment for Learning**

- Formative Assessments
- Data Analysis & conferences

# Parent Input

## ▶ School Improvement Team

- Budget, Instruction, School Policies & Procedures
- SIT representatives are elected at the first general PTA meeting. Meetings are open to all!

## ▶ PTA

- Monthly Meet & Share (open to all parents)
- Fundraisers & School Support

## ▶ Parent Surveys

- Title I Survey
- Community Building Survey

# Parent Involvement/ Shared Responsibilities

- ▶ District-Wide Parental Involvement in Title I Schools (Policy # 9060) was developed in collaboration with district employees and parents to meet the requirements outlined in the No Child Left Behind Act.
- ▶ **Family-School Compacts (Brochures)** were developed in collaboration with teachers and parents for each grade level and department. The compacts explains our programs and responsibilities to students and parents. It outlines how the school and parents can work together to continuously improve student achievement.

# FAMILY-SCHOOL COMPACT FOR ACHIEVEMENT



## First Grade

*Murrayville Elementary*

*Every Mariner Matters, Every Moment Counts!*

**Murrayville Elementary School**

Tim Dominowski, Principal

Jordan Steinhilber, Assistant Principal

[www.nhcs.net/mville](http://www.nhcs.net/mville)

910-790-5067

# Involvement Opportunities

- ▶ PTA Meetings
- ▶ Family Nights
- ▶ Parent - Teacher Conferences
- ▶ Classroom activities/events
- ▶ School Improvement Team Meetings
- ▶ School-wide Events
- ▶ Volunteers
- ▶ Watch D.O.G.S. program
- ▶ Mighty M.O.M.S program

Parents will be notified of all parent meetings through:  
Newsletters, Connect 5, Remind texts, emails and Facebook



# Process for Contacting Staff

- ▶ If you have questions or concerns relating to your child's performance in school or other issues, please contact the school.
  - Classroom Teacher
  - Specialists who work with your child
  - Administrative Team

# Questions

▶ Thank you for coming and we look forward to working with you and your child this year.

▶ Feel free to contact us at

[tim.dominowski@nhcs.net](mailto:tim.dominowski@nhcs.net)

[jordan.steinhilber@nhcs.net](mailto:jordan.steinhilber@nhcs.net)

or

by calling 790-5067.